

SURFACE MOUNT FUSES



This Part is being obsoleted. Please use the 461 series for all future designs.

SMTecom® Fuse 436 Series



- Surface mount overcurrent protection from lightning and power cross.
- Meets UL 1459/1950 power cross requirements stand alone.
- Ideal for use in telecommunication equipment including modems, fax machines, desk top phones, answering machines and line cards.
- UL recognized, with a 250 V operating voltage.
- Top side marking allows visual verification of ampere rating.
- Complies with Bellcore GR-1089-CORE and FCC 47 part 68 Surge Specifications.

ELECTRICAL CHARACTERISTICS:

% of Ampere Rating	Opening Time
100%	4 Hours, Minimum
200%	5 Seconds, Min. ; 30 Seconds, Max.

Short Circuit Capabilities: UL 1459 / UL 1950 3rd. Edt.

- 40 Amperes @ 600 VAC
- 7 amperes @ 600 VAC
- 2.2 amperes @ 600 VAC

AGENCY APPROVALS: Recognized under the Components Program of Underwriters Laboratories and Certified by CSA .

AGENCY FILE NUMBERS: UL E10480, CSA LR 29862.

INTERRUPTING RATINGS:

- 10,000 amperes @ 125V
- 100 amperes @ 250V

ENVIRONMENTAL SPECIFICATIONS:

Operating Temperature Range: -55°C to +125°C

PHYSICAL SPECIFICATIONS:

Materials: Body: Melamine Substrate
Terminations: Copper/Nickel/Tin-Lead (95/5)

Soldering Parameters:

- Reflow Solder — 250°C, 10 sec. maximum.
- Wave Solder — Not recommended.

PACKAGING SPECIFICATIONS: 24mm Tape and Reel per EIA-RS481-2 (IEC 286, part 3); 2,000 per reel, add packaging suffix, PR.


PATENTED

ORDERING INFORMATION:

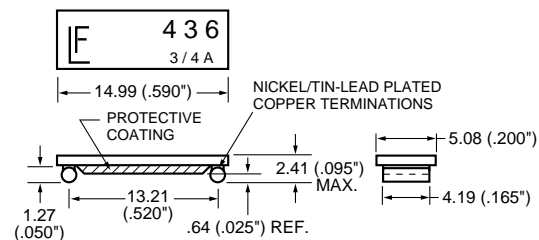
Catalog Number	Ampere Rating (A)	Voltage Rating (V)	Nominal Cold Resistance (Ω)	Nominal Melting I ² t (A ² sec.)
0436.750	3/4	250	0.850	1.143
0436 001.	1	250	0.475	2.606
0436 1.25	1 1/4	250	0.305	3.658
0436 01.5	1 1/2	250	0.210	5.921
0436 01.6	1 5/10	250	0.165	13.500

PERFORMANCE CHARACTERISTICS:

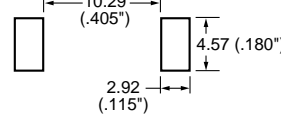
Catalog Number	FCC 47 Part 68				Bellcore GR-1089-CORE First Level Lightning	
	Longitudinal Surge 10x160μSec. (1500 V)		Metallic Surge 10x560μSec. (800 V)		10x1000μSec. (1000 V)	2x10μSec. (2500 V)
Repetitions	50	2	50	2	50	20
0436.750	82 A	88 A	29 A	32 A	22 A	225A
0436 001.	102 A	117 A	44 A	48 A	37 A	350A
0436 1.25	120 A	135 A	87 A	95 A	56 A	425A
0436 01.5	175 A	200 A	100 A	115 A	80 A	500A
0436 01.6	200 A	200 A	134 A	156 A	100 A	500A



Reference Dimensions



Recommended Pad Layout:



Average Time Current Curves

